

Molloy University

DigitalCommons@Molloy

JETstream: Library Newsletter

Library

Fall 2024

JETstream Fall 2024

Nancy Anzalone

Tim Hasin

Tabitha Ochtera

Marianna Czeisel

David Nochimson

See next page for additional authors

Follow this and additional works at: <https://digitalcommons.molloy.edu/jetnews>



Part of the [Library and Information Science Commons](#)

[DigitalCommons@Molloy Feedback](#)

Authors

Nancy Anzalone, Tim Hasin, Tabitha Ochtera, Marianna Czeisel, David Nochimson, Gillian Demetriou, and Brianna Paoli



**MOLLOY
UNIVERSITY**
JET Library



Table of Contents

Spotlight on Bruce Koehler	2
Nomad + +	3
Did you Know?	
Login for Library Access	4
Leganto Reserves	5
Intrepid Library Navigator	6-7
New Managed Student Printing system	8
News from the Archives	9
JET Book Review.....	10
Welcome to JET Library	11
JET Staff Art Exhibit, Library Events & Photos	12
JET Info & Mission Statement	13
JET Social Media & Links	14

Fall 2024 at the JET Library

The fall semester is in full swing here at Molloy and this issue of JETstream hopes to provide you with an overview of some of the exciting things happening here.

We are pleased to introduce the **Learning Services Student Advisory Group (LS/SAG)**, a collaborative group created in the spring 2024 semester. The group was created so that we can hear what *you* want, not what we think you want. Monthly meetings are open to all undergraduates and the [24-25 schedule](#) is up!

Please check out **Molloy University's Open Access Week** where the JET Library will be offering several informative workshops. You can register in advance here (<https://molloy.libguides.com/OAweek>).



For all other news and upcoming student events, we invite you to read the issue.

Wishing you all a wonderful fall semester!

Spotlight on Bruce Koehler

Tim Hasin, Associate Librarian, Technical Services

Many of our friends are well acquainted with our front-line staff and librarians, but often the back-office people end up flying mostly under the radar, so we like to remedy this by introducing these folks and highlighting their significant contributions to our team. In this issue of JETstream we're shining the spotlight on stalwart Technical Services pro, Bruce Koehler, MLIS.

Bruce is the Cataloging and Acquisitions Coordinator for JET Library's Technical Services unit. In his position, Bruce plays a vital role in building the library's collections by obtaining a variety of materials from diverse sources and ensuring our patrons can discover and access them via the JETfind catalog.

Bruce began here in the Fall semester of 2011 as a Library Technician in cataloging and acquisitions where his primary duties were cataloging books, serials, VHS tapes (remember those?), DVDs, curriculum kits, sheet music, eBooks and other materials, assisting with acquisitions activities, and helping patrons at the JET Library reserves desk.

In 2019 Bruce was promoted to Cataloging and Acquisitions Coordinator, which expanded his responsibilities to include managing requests and the purchasing of books, videos and other library materials, serving as a liaison with outside vendors and our Purchasing Department, and working with our eBooks patron driven acquisitions program (PDA) to ensure that library users have access to books online that they need.



Bruce stands out for being reliable, adaptable, always eager to learn, and he's well known for his laid back and easy-going manner. If you haven't had the opportunity to meet Bruce in person, you may have seen his artwork on display in the JET Library Staff Art Exhibits over the last several years.

When he isn't doing what he does so well here at Molloy, Bruce likes to spend time running, creating art, bird watching, and in recent years has taken up gardening. He also enjoys spending time with his family, traveling often to visit his son, daughters, and grandchildren in nearby and far-flung locales, from Connecticut and upstate New York to Minnesota and Paris.

Why be a research nomad when you can be a Nomad++!

Tabitha Ochtera, Associate Director, Head of Electronic and Digital Services



Provided by
Molloy University



Download PDF
Molloy University



Article Link
Molloy University



Access Options
Molloy University



The library has been utilizing LibKey for years but it often goes unnoticed since it works in the background like the Download PDF links in JETfind. This year we upgraded our LibKey Nomad web browser extension to LibKey Nomad++. This extension is amazingly helpful for researchers who are off-campus and don't start their search in JETfind. Or for those on-campus who might not know where to get the full-text of an article (journal website, database, collection, etc.) but you don't need to know cause Nomad++ knows!

New Features:

- Branding: Molloy University crest added!
- Integrated Library Chat: get assistance when, and where, you need it.
- Citations: Available RIS files can help build a reference list.
- Available via/Connect: If you're on a publication's website, e.g. Harvard Business Review, and the library has database access you can connect directly.

Are you off-campus? A Sign In prompt for when you're off-campus and visit library resources by going directly to their website, e.g. <https://www.sciencedirect.com/>

Classic Features:

- Get quick access to the full-text of articles (based on DOI or PMID).
 - Download PDF – seamlessly download the article in PDF format.
 - Article link – link to the article in one of our databases.
 - Access Options – request a copy through Interlibrary Loan.
- Retracted warning – LibKey works with Retraction Watch to identify retracted articles.
- View E-Book – when browsing book-buying sites, this appears when the eBook is available through the library (based on ISBN).

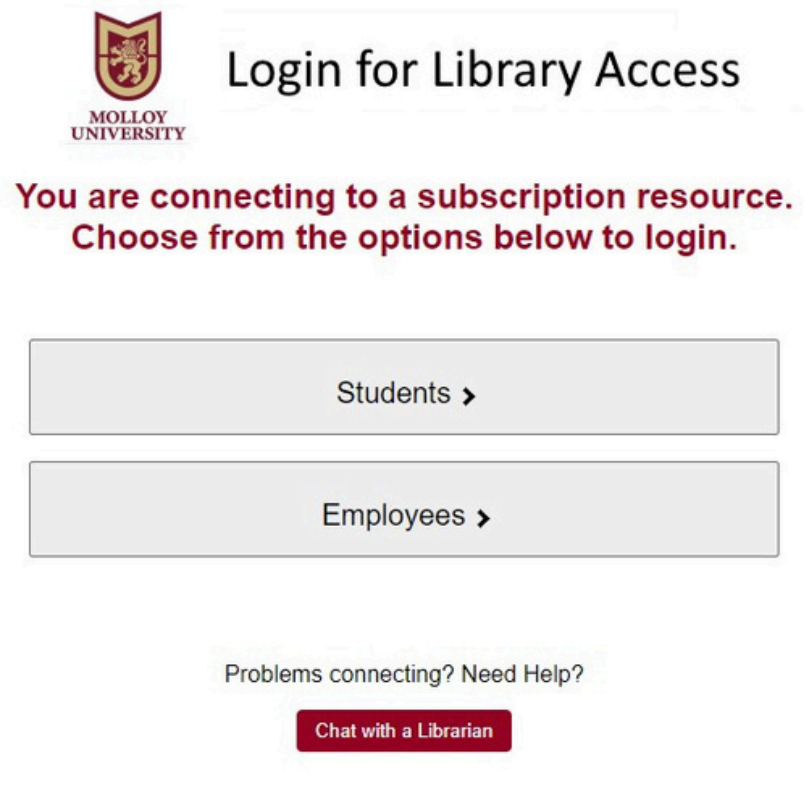
[Install LibKey Nomad++](#) today on your web browser. More information, examples, and a video can be found on this [LibKey Nomad LibGuide](#) page.


Did You Know ?

Marianna Czeisel, Electronic Resources Librarian

Does the Login Look Different?

In September 2023, the login method was updated. Now everyone signing in must select if they are a student or an employee to login through Molloy University's Microsoft Office 365:




MOLLOY
UNIVERSITY

Login for Library Access

**You are connecting to a subscription resource.
Choose from the options below to login.**

Students >

Employees >

Problems connecting? Need Help?

[Chat with a Librarian](#)

Anyone with an @lions.molloy.edu email address should choose Students.

Anyone with an @molloy.edu email address should choose Employees.

You will then be taken to the login page where you should enter your full email address (i.e. jdoe@lions.molloy.edu).

Having trouble connecting? Contact the library at molloylibrarian@gmail.com.

Did You Know ?

Introducing Leganto Reserves +

Tim Hasin, Associate Librarian, Technical Services


Beginning at the start of the Fall 2024 semester, the JET Library switched from the Ares course reserves system to Leganto Reserves+, a next-gen course reserves list solution. Leganto Reserves+ provides a user-friendly course reserves system for faculty and students, but also more, hence the plus.

Leganto Reserves+ is designed to maximize use of the materials that the library already has in its collections while seamlessly integrating with our JETFind discovery system and with Canvas.

Leganto Reserves+ allows instructors to easily create resource lists that can include materials of any type – books, online or digitized book chapters, articles from scholarly journals, popular or trade magazines, newspapers, websites, audio or video content, open educational resources (OERs), or anything else they want to share with their students.

Instructors can also upload their own lecture notes, presentations, slide decks, videos and more. Resources from the web can be added directly to course resource lists by using Cite It!, a tool that can be easily installed on any web browser.

Leganto Reserves+ makes it easy for students to access all their courses resource list materials and provides tools for monitoring student engagement with materials. It also paves the way for collaboration with librarians or other faculty members.



Leganto Reserves+ provides tools and flexibility that take it far beyond a simple course reserves system and we're excited to make it available to the Molloy University learning community. To learn more and for information on using Leganto Reserves+ see the [LibGuide to Leganto Reserves+](#) for Instructors and for further information or if you have any questions, contact the JET Library Reserves department at reserves@molloy.edu.

Did You Know ?

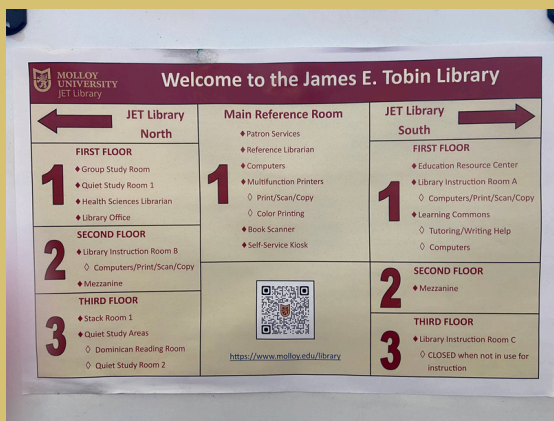
Intrepid Library Navigation

David Nochimson, Access Services Librarian

Most people at Molloy are familiar with the JET Library's grand Main Reference Room with its high ceilings and chandeliers, but are less knowledgeable about the other spaces in the Library, or don't even know that the Library extends beyond the Main Reference Room. Searching the shelves can be a daunting task for those unfamiliar with how libraries are organized. The JET Library is spread out across three floors and a total of 11 rooms in Kellenberg Hall. Librarians take great pride in the way they systematically arrange their collections to make their contents as discoverable as possible, but it can take some getting used to for the uninitiated. If you know where to look, however, there are signposts that can guide you to what you're looking for, whether it's a computer, a printer, a quiet place to get some studying done, an instruction room, a specific book, or the shelf where you can browse everything available on a particular topic. Let's take a tour of the JET Library and learn how to make your way through all its various highways and byways.

When you enter, look for the JET Library Directory, posted on the right side of the Patron Services Desk. It lists all the services and resources available in the Library, floor by floor and room by room, and points you toward the north and south wings of the Library. Be sure to say hi to the friendly library assistant at the Patron Services Desk and ask them for any further guidance you need. There are complimentary brochures containing a detailed floor plan of the Library on the counter of the Patron Services Desk. Take one, or view it online by clicking on the Library Map button in the Quick Links section of the JET Library website.


As you head out of the Main Reference Room in either direction, look for a directory of the wing you are entering posted next to the doorway. It will remind you of what you might be looking for in that wing, in case you've forgotten. You will also find this directory on each landing of the stairs, indicating what floor you're on. And if you're looking for a book, there is also a sign telling you the call number range for that floor.



(continued on next page)

The books and other physical materials in the JET Library are organized using a system known as the Library of Congress Classification (LCC) system. Each item in the collection is labeled with an alphanumeric call number and is arranged on the shelves in order.

Visit one of the reference desks in the Main Reference Room for help finding a book. The helpful reference librarian will give you the book's call number and tell you where you can find it. Or you can use JETfind, the all-purpose library search tool found on the JET Library website, to locate the book yourself. Enter the book's title or the appropriate subject search terms into JETfind and use the filters to limit your results to books available in the Library. If you click on the Map It button for the book you want, a map of the floor where the book is located will pop up showing you its general location and giving you directions to get there.



If you know a book's call number, then you can find its exact location on the shelf—if you know how to read an LCC call number. A guide to reading call numbers is posted throughout the Library. And next to each bookshelf and at the end of each aisle, there is a sign indicating the call number range of its contents. If you're not looking for a specific book but are just browsing, there is also information about what subjects can be found on these shelves. When you find your book, be sure to look at the other books on the shelf near it. They will be on the same topic and you may want to borrow them as well. Bring your book (or books) to the Patron Services Desk and the library assistant will check them out to you and tell you when they're due back.

Congratulations! You are now an intrepid library navigator!

Did you know?

New Managed Student Printing system

Gillian Demetriou, Information Commons Technician (former)

This system was implemented for a few reasons: to be more environmentally friendly, to allow students to print from their personal devices using “e-mail-to-print,” to improve access to color printing and to provide students the ability to retrieve their print jobs from any machine on campus.

Here are some facts and tips to help you print on campus! Each student will receive a free allotment of \$40.00 (approx. 800 black & white pages) worth of print credits for the academic year. Credits are deducted from a student’s balance as follows:

Type of Print Job	Cost
Black & White – Single-Sided (Simplex)	¢.05/per page
Black & White – Double-Sided (Duplex)	¢.04/per page
Color (single & double-sided)	¢.25/per page

A website where students needing more credits will be launched soon. Any unused printing credits will not carry over to the following academic year but the free allotment of \$40 will reset on July 1st. Refunds will not be granted for unused printing credits therefore any additional pages that have been purchased should be used by June 30th, or they will otherwise be lost.

If print credits are lost due to a paper jam or issue with the machine, refund requests should be emailed to customersupport@tgioa.com and include the TGI ID# of the machine (can be found on the front, right-hand side of the machine on the sticker) and the time and type (jam, low ink, network down, etc.) of error.

Email-to-Print from Personal Wireless Devices Instructions :

1. Log into your Molloy email account (@lions.molloy.edu or @molloy.edu)
2. Address email to toshiba.printing@lions.molloy.edu. You don’t need to include a subject in your message.
3. Attach file to be printed. Only attach one file per email. If you need to print multiple jobs, send them in their own email.

PLEASE NOTE: Only PDF, and JPEG files can be printed with this process.

Any other file types must be converted to PDFs before attaching them to the email.

4. After sending your email, you will receive an automatic reply when it has been processed and is ready to print!
5. Log into any printer (in the library or on campus) by swiping your ID card or manually entering your credentials.
6. Press either the “Print All” or “Print Release” buttons to print your jobs.

If you need any help with printing, ask a librarian or go to the Information Commons (Public Square, 2nd floor). Staff is available in the Information Commons to help with printing during the following hours:

Monday – Thursday 9am – 8pm Friday, 9am – 5pm & Saturday 10am-4pm

News from the Archives

Brianna Paoli, Archives and Special Collections Librarian



If you're on the first floor of Kellenberg Hall, you may notice some changes have been made to the display cases along the wall. Recently, the Archives have updated the display cases and installed new exhibitions for the Molloy community to view. The Archives is proud to present "Kellenberg Hall through the Years," and "The Saint John's Bible at Molloy University."

The first display case near the Reception Room takes viewers on a journey through the history of Bishop Kellenberg Hall from its groundbreaking in 1954 to present day. As Molloy's most distinctive and recognizable building, Kellenberg Hall has served as home to many special and meaningful Molloy milestones. Classes, commencements, baseball games, and student events have all taken place within its hallowed halls. With the opening of Kellenberg Hall, Mother Anselma and the founding Sisters of Molloy lived to see their dream of starting a college become a reality.

The second display case, across the hall from the Provost's office, introduces Molloy's Heritage edition of the Saint John's Bible. This handwritten, hand-illuminated manuscript was acquired by Molloy in 2015. The 13 year-long project depicts stories from the Bible using both traditional and contemporary art styles. Only 299 Heritage Edition fine art facsimiles of The Saint John's Bible were produced, and Molloy is proud to share our edition with the Molloy community.

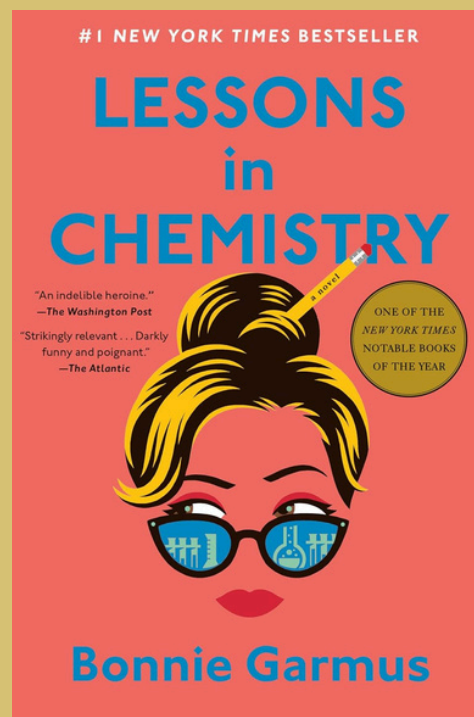
The display cases are available to view during regular campus hours. If you want to learn more about Molloy's history, follow our Instagram @molloyarchives, and be sure to stop by Kellenberg Hall to see our exhibitions!





Lessons in Chemistry: A Novel by Bonnie Garmus, 2022

Review by *Marianna Czeisel, Electronic Resources Librarian*



Bonnie Garmus's debut novel is a story about chemistry of all things that takes place in California in the 1950s and 60s. The novel's protagonist is Elizabeth Zott, a brilliant but socially awkward chemist who happens to be highly attractive as well, a quality that she hates about herself because it distracts from her intelligence.

Elizabeth's career in chemistry is repeatedly obstructed by sexism and abuse by professors, colleagues, and supervisors who routinely demean and abuse her while simultaneously plagiarizing her work. As a result, she does not have the credentials that she deserves. One bright spot that emerges to her surprise is that she discovers a new kind of chemistry when she meets Calvin Evans, another brilliant but awkward chemist who has no difficulty seeing Elizabeth as his equal. After things go terribly wrong, Elizabeth leaves the lab to host a cooking show that, to the annoyance of the network executives, is as much about chemistry as it is about cooking.

Elizabeth Zott is a character to root for as she battles the status quo. She is surrounded by equally fascinating supporting characters, including her precocious daughter, Mad, her no-nonsense neighbor, Harriet, and her loyal dog, Six-Thirty. *Lessons in Chemistry* is now a TV series on Apple TV.

Enjoy the book before watching the show! To locate this ebook, have your Molloy ID card ready and follow this link:
<https://ebook.yourcloudlibrary.com/library/JETL/detail/9n5q3z9>

Welcome

David Nochimson, Access Services & Librarian

The Patron Services team is pleased to have two wonderful student assistants for the 2024-25 academic year: **Nevaeh Gayle** and **Ariela Sutherland**. The student assistants play an important role in the JET Library. They sit at the Main Patron Services desk, and they are the first faces people see when entering the library. They are there to help students and faculty when they want to borrow books and other materials from the collection, and when they're ready to return them. They keep the JET Library running smoothly, by putting the books away after they've been returned, making sure the books are in order on the shelves, checking the printers for issues, and tidying up the study areas so that they stay neat and welcoming.

Nevaeh (photo on the left) is an undergraduate Nursing student in her third semester. She's a lifelong resident of Rosedale, Queens, and a graduate of Veritas Academy in Flushing, Queens, where she maintained her place on the honor roll from elementary to high school. While she loves to sleep in her free time, she's a diligent worker, highly organized, and likes to express herself by wearing different hair colors.

Ariela (photo on the right) is also a Nursing student, due to graduate in 2025, and is also from Queens. She earned a bachelor's degree from Fairleigh Dickinson University in Hackensack, NJ in General Science. Ariela has already amassed a wide range of work experience, from patient care coordinator to contact tracer to crisis line counselor to substitute teacher.



EXPRESSION THROUGH ART J.E.T. LIBRARY STAFF EXHIBIT



This year's theme for the JET Library's Annual Staff Art Exhibit is "Expression Through Art". We invite you to stop by the 2nd floor of Kellenberg to view the works created by some of our JET members or visit the **Digital Gallery** instead.

JET Library Photos



Molloy's 2024 Annual Alumni Reunion
(above & below)



JET Easter Egg Hunt & Decorating



*New Event!



*New Event!



*New Event!



Celebrating Chinese New Year



JET Game Night



Last year's Pumpkin Decorating



The James E. Tobin Library

Judy Brink Drescher, EdD - University Librarian, Associate Dean for Learning Services

James E. Tobin Library
Molloy University
1000 Hempstead Avenue
Rockville Centre, NY 11571

ASK A LIBRARIAN

We are always happy to help you
In Person: Library 2nd floor
of Kellenberg Hall Reference Desks

Email: molloylibrarian@gmail.com

Phone a Librarian: (516) 323-3910

Research help Ask Us!

[Chat with a Librarian](#)



Mission Statement

The University Library advances the Molloy mission and its commitment to transformative education by supporting teaching, learning, research, and scholarship among students, faculty and staff.





MOLLOY UNIVERSITY


JET Library

**James E. Tobin Library
Molloy University
2nd Floor of Kellenberg Hall
1000 Hempstead Avenue
Rockville Centre, NY 11571**

JET Library Linktree



**Check out
upcoming JET Library Events Here!**



Follow us on social media



Library



Archives